

## Inductive Sensors BES Q40KFU-PAC35E-S04G-W01

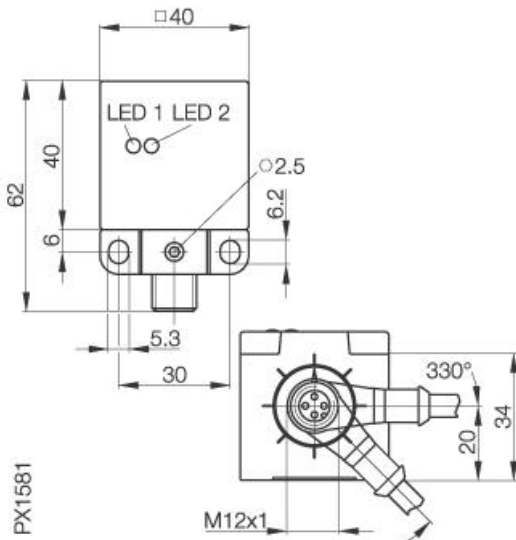
40 x 40 x 62

Complementary

Sn=35mm

unshielded

Factor 1, magnetic field immune, weld immune, ceramic coated



### Common Data

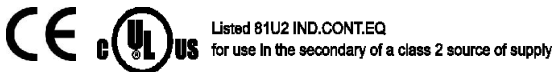
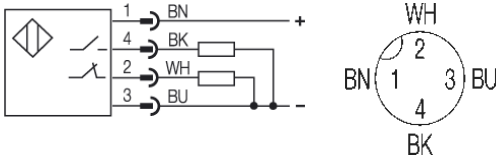
Mounting in steel	unshielded
Rated operating distance Sn	35mm
Assured operating distance Sa	0...28,1mm
Repeatability R	≤ 5%
Hysteresis	≤ 15%
Power indication	yes
Function indication	yes
Ambient temperature range	-10...+70°C
Polution Degree	3
Time delay before availability	≤ 30ms
Particular characteristics	Factor 1, magnetic field immune,
weld immune, ceramic coated	

### Mechanical Data

Measurements BxHxT or DxT	40 x 40 x 62mm
Housing material	PBT (part-coated)
Material of sensing face	ceramic coated
Degree of protection	IP67IP
Connection	Connector S4 (M12)
Schock: Halfsinus, 30 gn, 11ms	
Vibration: 55 Hz, 1mm Amplitude, 3 x 30 Minutes	

### Electrical Data

Current type	DC
Wiring	4-Wire
switching function	Complementary
Output signal	PNP
Rated operational voltage	24 DCV
Rated operational current	200mA
Supply voltage	10...30 DCV
Ripple	≤ 15%
max. switching frequency	250Hz
No-load supply current	≤ 20mA
Off-state current	≤ 80µA
Voltage drop	≤ 2.5V
Short circuit protection	yes
Protected against polarity reversal	yes



Utilization categories DC 13  
Insulation class II

Datasheet number:

Definitions see general catalog.  
If not otherwise noted, ratings according to  
IEC 60947-5-2 (DIN EN60947-5-2)

Balluff GmbH  
Schurwaldstrasse 9  
73765 Neuhausen a.d.F.  
Phone (07158) 173-0 Fax (07158) 5010

Datenblatt by CD-ROM - 04/2007

**BALLUFF**  
sensors worldwide